




Funfetti

(using fabric range Five + Ten)



Approx. size before borders: 40" by 48"

Approx. size with borders: 49" by 49"

By Valerie Nesbitt

Funfetti was a fat quarter friendly quilt originally designed by Jocelyn Ueng for It's Sew Emma and the full size quilt (using 63 blocks) was featured in McCall's Quilting America Makes FAST Quilts in Spring 2013. This smaller size of just 30 blocks was created using Fat 1/8ths from 8 fabrics. Blocks are set 5 across x 6 down and the block size is 7.5" finished.

Fabrics requirements:

8x Fat 1/8ths

1.5m Background fabric

Cutting Instructions

from each of the patterned fabrics

2 rectangles 5"x8"

2 strips 2"x8"

4 rectangles 2" x 3.5"

from the Background fabrics (for 30 blocks) (15 crosses and 15 rectangles)

60 Squares 3.5"x3.5"

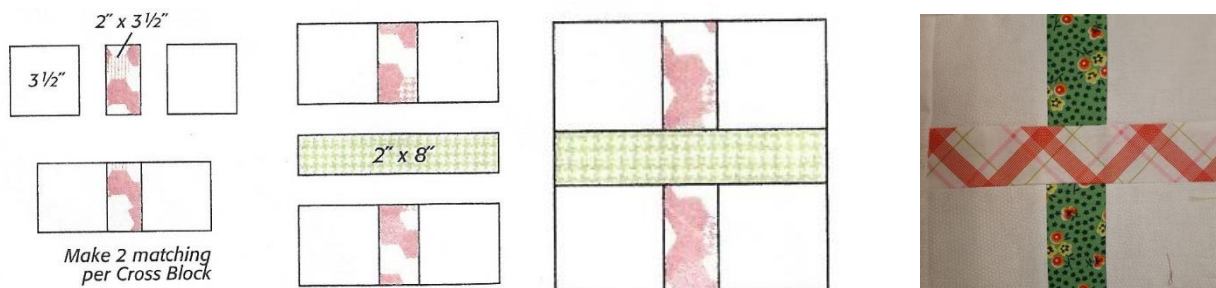
60 strips 2" x 8"

Construction:

Make 15 cross blocks


Sew a 3.5" square of background fabric to both sides of a 2" by 3.5" rectangle of patterned fabric.
Press seams.

Sew these either side of a 2" by 8" strip of patterned fabric.
Press seams.




Make 15 rectangle blocks

Sew a 2" by 8" background strip to either side of a 5" by 8" patterned fabric.
Press seams.



Lay them out 5 across x 6 down in a pleasing manner then sew together in rows.



Valerie created a scrappy border by using the rest of the patterned fabrics cut into rectangles 2" by 10" and sewn between two strips of border fabric to create a triple rail effect.

Layer, quilt and bind.

Valerie Nesbitt 2022